



Core Alignment Fusion Splicer 99S Kit

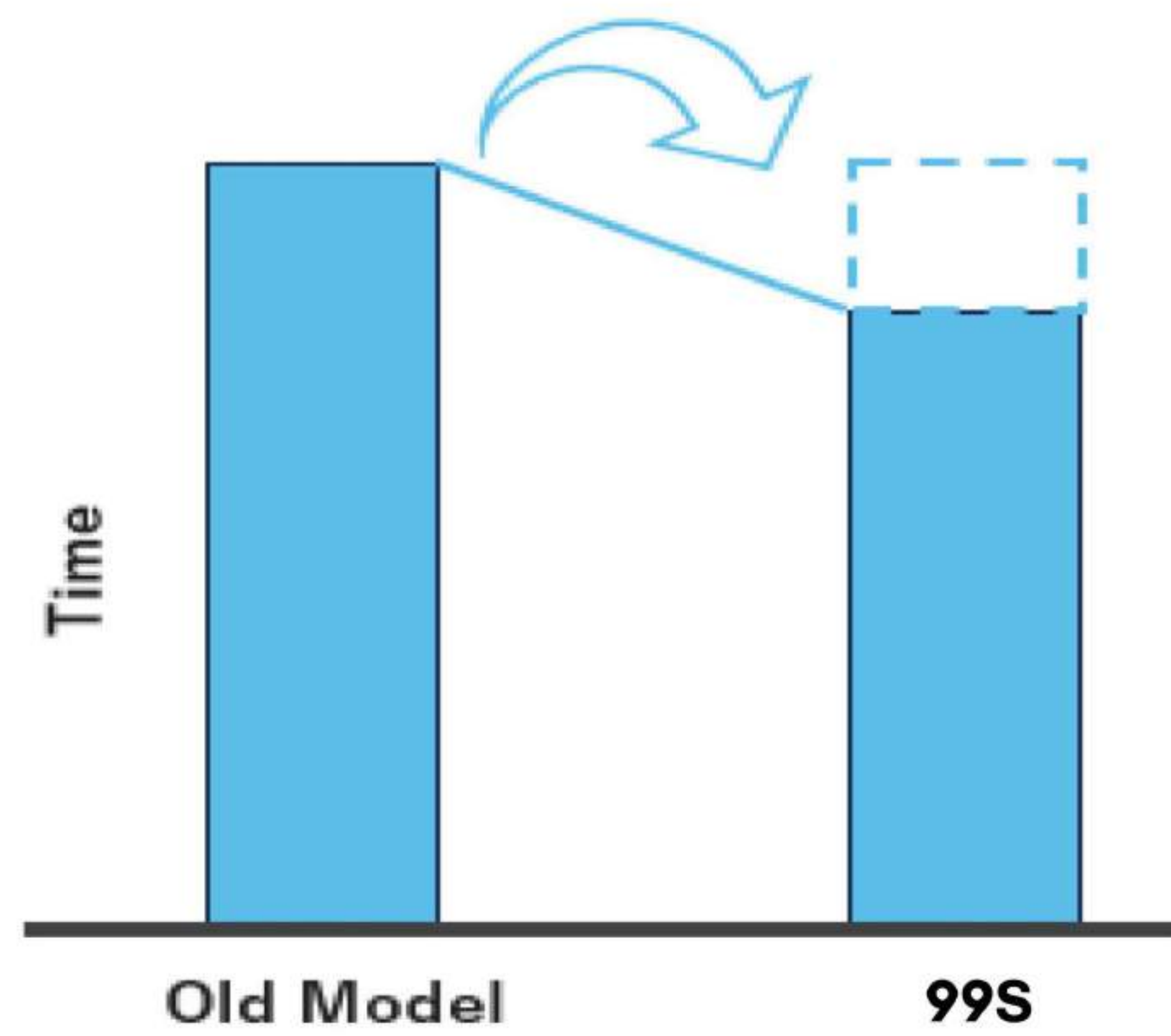


Innovation at your fingertips

Core Alignment Fusion Splicer 99S

Faster, easier, changing the field use with advanced fusion splicers.

Achieved **20%** faster operation




Simultaneous Optical fiber preparation.



Stripping

The single fiber stripper SS05 can strip two optical fibers at the same time



Cleaving

The optical fiber cleaver CT60 can cleave two optical fibers simultaneously.



Setting

When setting the optical fibers, the clamp cover closes automatically, allowing two optical fibers to be set simultaneously.

Simplified optical fiber set using the finger placement guide

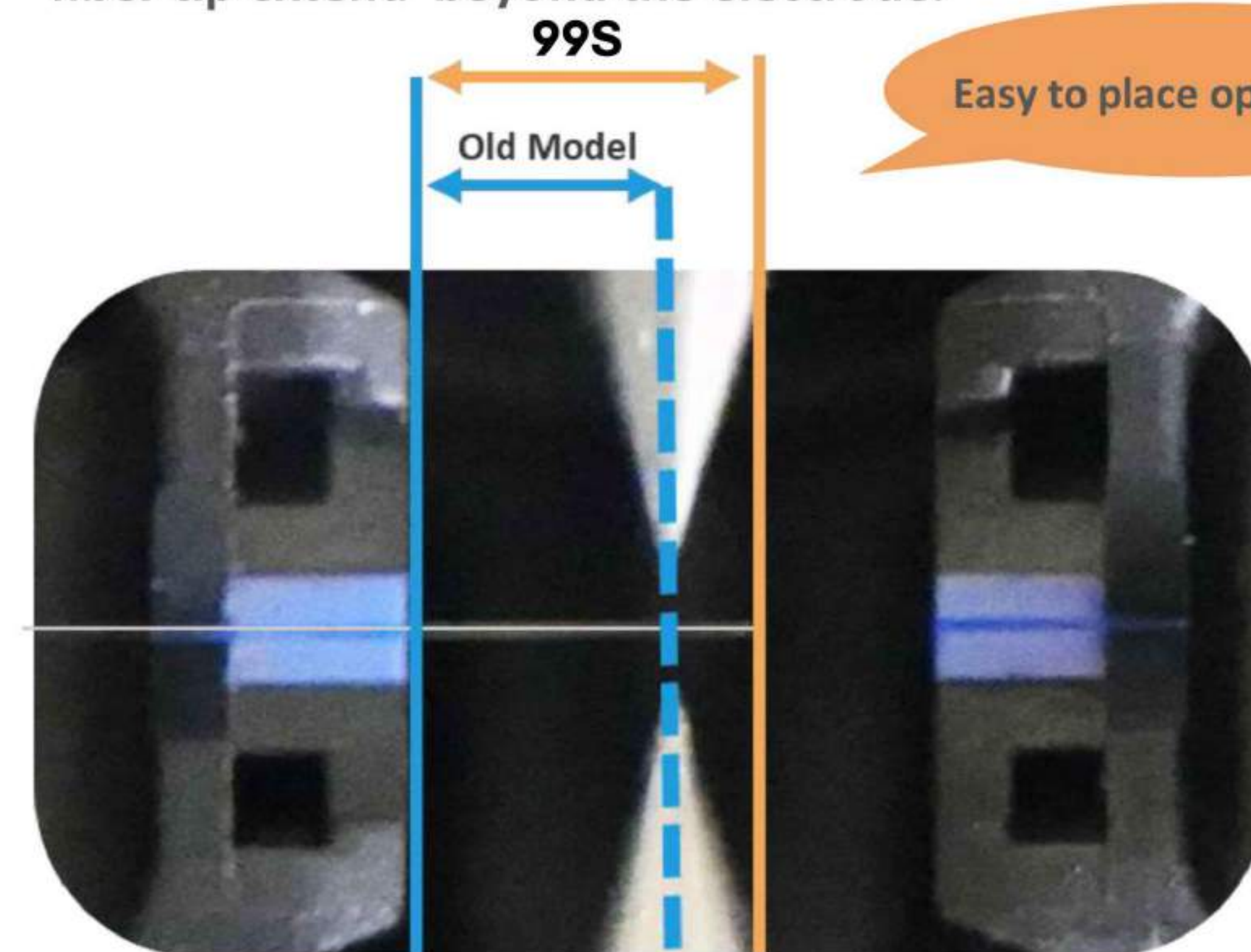
A V-shaped guide has been added to the optical fiber setting area. By aligning your finger with the guide, it has become easier to place the optical fiber accurately.



Finger placement guide

Expanded allowable range for optical fiber setting

It is possible to splice even when the optical fiber tip extend beyond the electrode.



Wind protector with automatic open and close function

After setting the optical fiber, the wind protector closes automatically and opens automatically once the splicing process finishes.



DC Charge

Data Connection/
Power Delivery *



For external illumination

AC Adapter

Adjustable lever opening angles

By adjusting the lever opening angle, it is easy to use in various situations, whether on a tabletop or handheld.



Optical fiber cleaver, CT60

Increased number of blade positions.

28 Positions

By increasing the number of blade positions from 16 to 28 compared to the previous model, no need for blade height adjustment anymore.



Blade, CB-10

User-friendly features

GPS

Location information acquired via GPS at the time of splicing is saved in memory. It helps with daily workflow management.

Linked with smartphone app



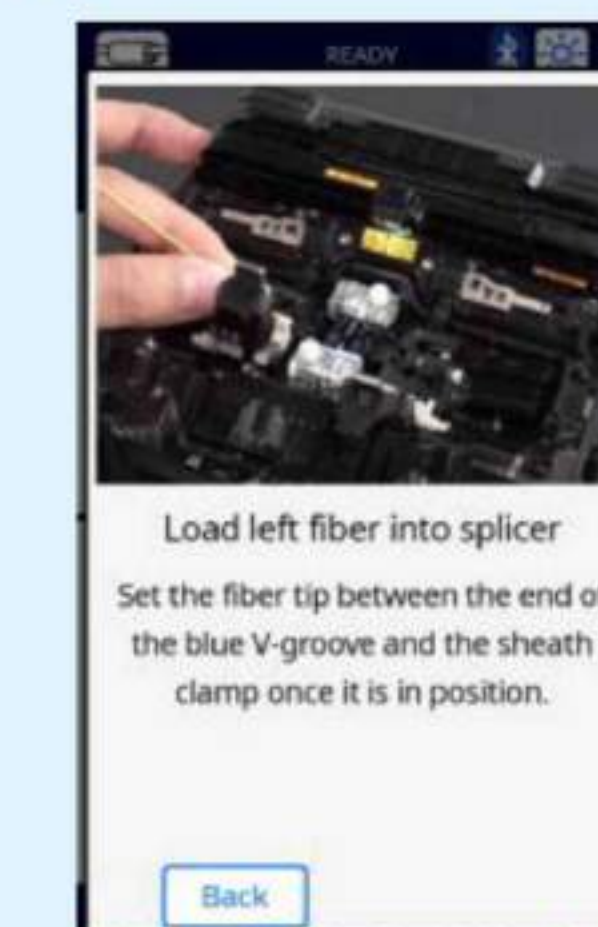
With the app Splice+, you can view the location information and splice results. Additionally, it is equipped with a locking function to prevent theft.

DOWNLOAD ⇒



Splice Coach function

Step-by-step instructions appear on the screen, allowing for seamless and confident work.



Compatible with mobile batteries*

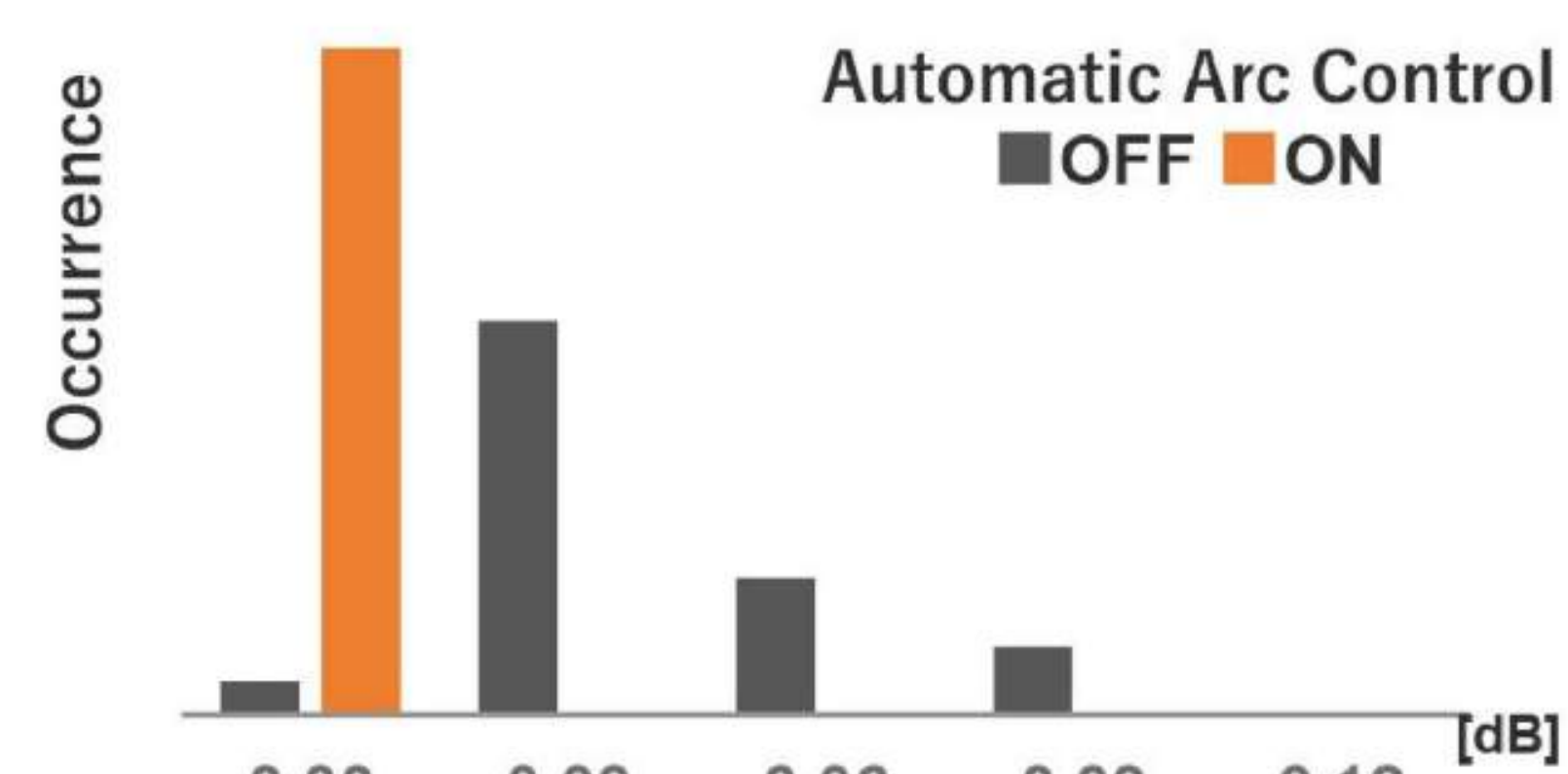
Supports charging via standard mobile batteries, ensuring reliability even during sudden power loss.



Please confirm that any mobile battery connected to this product meets USB PD standards and adhere to the mobile battery's precautions. Do not use mobile batteries that are incompatible with this machine.

Not just ease of use.

Stable splicing quality with our standard features.



Splicing loss caused by large cleave angle $3^\circ < \theta < 5^\circ$



Detects blade worn position!

The blade condition is managed in real-time via Bluetooth.

When worn position is detected, the blade automatically rotates to the next position, allowing work to be performed at the optimal position.

Optical fiber type and end-face condition are analyzed in real-time, and arc conditions are automatically adjusted for optimal performance. This ensures consistently low splice loss.

Standard Package

Item	Model	Qty
Core Alignment Fusion Splicer	99S	1pc
(1) Battery Pack *	BTR-19	1pc
(2) AC Adapter	ADC-22	1pc
(3) AC Power Cord	ACC-19	1pc
(4) USB Cable	USB-02	1pc
(5) Fusion Splicer Strap	ST-02	1pc
(6) Electrodes, for spare	ELCT2-16C	1pairs
(7) Fiber Holder Set Plate	SP-05	1pairs
(8) Carrying Case	CC-48	1pc
(9) Work Tray Left	WT-11L	1pc
(10) Work Tray Right	WT-11R	1pc
(11) Work Tray J-Plate	JP-11	1pc
(12) Tripod Screw (For splicer)	TS-04A	1pc
(13) Carrying Case Strap	ST-04	1pc
(14) Alcohol Dispenser	AP-02	1pc
(15) Instruction Manual	PDF file stored in Splicer	
Single Fiber Stripper	SS05	1pc
Optical Fiber Cleaver	CT60	1pc
(1) Fiber Scrap Collector	FDB-07	1pc
(2) Fiber Setting Plate	AD-60A	1pc
(3) Case, for cleaver	CC-49	1pc
(4) Hexagonal Wrench	HEX-01	1pc

*Please follow IATA regulation when shipping the battery by air.

Our after-sales service

Fujikura has a worldwide network of authorized distributors who have certified maintenance center. We provide comprehensive after-sales service, including usage assistance and repair services, this ensures our products maximum lifetime.



Specification

Item	Specification	
Fiber alignment method	Active core alignment	
Fiber count can be spliced	Single fiber	
Applicable fiber	Fiber type	Single mode optical fiber Multi mode optical fiber
	Cladding dia.	80 to 150 μ m ^{*1}
Applicable coating	Sheath clamp	Coating dia. : Max. 3000 μ m Cleave length : 5 to 16mm ^{*1}
	Fiber splice performance	Splice loss ^{*2} ITU-T G.652 : Avg. 0.02dB ITU-T G.651 : Avg. 0.01dB ITU-T G.653 : Avg. 0.04dB ITU-T G.654 : Avg. 0.04dB ITU-T G.655 : Avg. 0.04dB ITU-T G.657 : Avg. 0.02dB Splice time ^{*3} SM FAST mode : Avg. 7 to 9sec. AUTO mode : Avg. 14 to 16sec.
Applicable protection sleeve	Sleeve type	Heat shrinkable sleeve
	Sleeve length	Max. 66mm
	Sleeve dia.	Max. 6.0mm before shrinking
Sleeve heat performance	Heat time ^{*4}	60mm slim mode : Avg. 5 to 10sec. 60mm mode : Avg. 8 to 15sec.
		Fiber tensile test force
Electrode life ^{*5}	Approx. 6000 splices	
Physical description	Dimensions W	Approx. 157mm without projection
	Dimensions D	Approx. 178mm without projection
	Dimensions H	Approx. 171mm without projection
	Weight	Approx. 2.7kg including battery
Environmental condition	Temperature	Operate : -10 to 50 $^\circ$ C Storage : -40 to 80 $^\circ$ C
	Humidity	Operate : 0 to 95%RH non-condensing Storage : 0 to 95%RH non-condensing
	Altitude	Max. 5000m
AC adaptor	Input	AC100 to 240V, 50/60Hz, Max. 1.5A
	Battery pack	Type : Rechargeable Lithium Ion Output : Approx. DC14.4V, 6380mAh Capacity ^{*6} : Approx. 300 splice and heat cycles Temperature : Recharge : 0 to 40 $^\circ$ C Storage less than 1 year : -20 to 20 $^\circ$ C Storage less than 3 months : -20 to 40 $^\circ$ C Battery life ^{*7} : Approx. 500 recharge cycles

Options

Item	Model	Remark
Fiber holder	FH-70-200	200 μ m coating diameter
	FH-70-250	250 μ m coating diameter
	FH-70-900	900 μ m coating diameter
	FH-FC-20	900 μ m in 2mm diameter cable
	FH-FC-30	900 μ m in 3mm diameter cable
DC power cord	DCC-20	Car cigar socket to BTR-15/DCA-03
	DCC-21	Car battery to BTR-15/DCA-03
Battery charger	BTC-19	Battery charger Capable of charging a BTR-19
	ADC-21	AC Adapter
	ACC-08,-09,-10,-11,-12 or -26	AC Power Cord
Transfer Clamp	CLAMP-DC-12	Transferring drop cable on work tray
J-Plate	JP-12	Attaching to splicer, not to worktray
	JP-12-FC	JP-12 with fiber clamps
Protection sleeve	FP-03	60mm, Max. 900 μ m coating diameter
	FP-03(L=40)	40mm, Max. 900 μ m coating diameter

Item	Specification		
Display	LCD monitor	TFT 4.95 inches with touch screen	
	Magnification	Approx. 320x	
Illumination	V-grooves	LED lamp	
Interface	PC	USB2.0 Type-C (USB PD is available) ※USB 3.0 is unavailable for communication ※Only power receiving function is available for PD	
	External LED lamp	USB2.0 A type Approx. DC5V, 500mA	
	Ribbon Stripper	Mini DIN 6pin DC12V, Max. 1A	
	Wireless ^{*8}	Bluetooth 5.2 LE	
Data storage	Splice mode	100 splice modes	
	Heat mode	30 heat modes	
	Splice result	20000 splices	
	Splice image	100 images	
Screw hole for tripod	1/4-20UNC		
Other features	Automatic functions	Splice mode select by fiber type analysis	
		Fusion control	
		Fully automatic cleaver blade management	
		Wind protector : open and close	
		Sheath clamp : open	
	Reference guide	Heater lid : open and close	
		Heater clamp : open and close	
		Video, Reference Guide, and Quick Reference Guide are stored in splicer	
		Sheath clamp	Easy sleeve positioning clamp
			Close with fiber setting (Switchable with/without it) Guide for fiber setting (Switchable with/without guide)
Electrode	Replaceable without tool		
GPS	Record the location in the splicer ※No location tracking function		

Notes

- *1. Use CT58 and FH-70-160 for splicing 80 μ m cladding dia. and 160 μ m coating dia. fiber. length range depending on fiber type
5 to 16mm : 125 μ m cladding dia. and 250 μ m coating dia.
10 to 16mm : 125 μ m cladding dia. and 400 or 900 μ m coating dia.
5 to 10mm : 80 μ m cladding dia. and 160 μ m coating dia.
5 to 16mm : 150 μ m cladding dia. and 250 μ m coating dia.
- *2. Measured with a cut-back method after splicing the same type of fibers at room temperature. The average splice loss changes depending on the environmental condition and fiber characteristics.
- *3. Measured at room temperature. The definition of splice time is from the fiber image appeared in LCD monitor to the estimated loss displayed. The average splice time changes depending on the environmental conditions, fiber type, and fiber characteristics.
- *4. Measured at room temperature with the AC adapter. The heat time is defined from the start beep sound to the finish beep sound. The average heat time changes depending on the environmental conditions, sleeve type and battery pack condition.
- *5. The electrode life changes depending on the environmental conditions, fiber type and splice modes.
- *6. Test condition
(1) Splice and heat time : 1 minute cycle
(2) Using the splicer power save settings, subject to our testing condition.
(3) Using a not degraded battery
(4) At room temperature
The battery capacity changes when testing with different conditions from the above.
- *7. The battery capacity decreases to a half after approx. 500 discharge and recharge cycles. The battery life is shortened further when using outside of the storage temperature range, operating temperature range, if completely discharged by storing for a long time without recharging.
- *8. Bluetooth[®] mark and logos are the registered trademarks of Bluetooth SIG, Inc.

Optical Fiber Cleaver

CT60



Specification

Item	Specification	
Applicable fiber	Fiber type	Single mode optical fiber Multi mode optical fiber
	Fiber count	Single and up to 16 fiber ribbon
	Cladding dia.	Approx. 125µm
Applicable coating	Fiber setting plate	AD-60A : Max. 900µm coating diameter 1 fiber + Max. 250µm coating diameter 1 fiber AD-60B : Max. 3mm coating diameter
	Fiber holder	Coating shape. : Refer to splicer options
Cleave length	Fiber setting plate	AD-60A *C.D. : coating diameter C.D. = 250µm or less : 5 to 20mm *1 250µm < C.D. < =900µm : 10 to 20mm AD-60B *C.D. : coating diameter C.D. = 250µm or less : 5 to 20mm *1 250µm < C.D. < =900µm : 10 to 20mm 900µm < C.D. < =3mm : 14 to 20mm
	Fiber holder	Approx. 10mm
Cleave angle *2	Single fiber	Avg. 0.3 to 0.9 degrees
	Fiber ribbon	Avg. 0.3 to 1.2 degrees
Blade life *3	Approx. 60000 fiber cleaves	
Physical description	Dimensions W	Approx. 113mm without projection *4
	Dimensions D	Approx. 92mm without projection *4
	Dimensions H	Approx. 54mm without projection *4
	Weight	Approx. 293g including battery and AD-60A
Environmental condition	Temperature	Operate : -10 to 50°C Storage : -40 to 80°C
	Humidity	Operate : 0 to 95%RH non-condensing Storage : 0 to 95%RH non-condensing
Battery *5	2 pieces of LR03, AAA dry battery	
Wireless interface *6	Bluetooth 5.2	
Screw hole for tripod	1/4-20UNC	
Holding mechanism for the fiber holder	Equipped	
Other features	Blade rotation	Motorized rotation / Manual rotation dial
	Replaceable	Blade
	Operability	Adjustable lever angle Suitable design for both tabletop and handheld use

Options

Item	Model	Remark
Fiber Setting Plate	AD-60A	Max. 900µm coating diameter 1 fiber + Max. 250µm coating diameter 1 fiber
	AD-60B	Max. 3mm coating diameter
Blade	CB-10	Blade for replacement
Fiber Scrap Collector	FDB-07	Spare scrap collector FDB-07: Standard size
	FDB-08	FDB-08: Small size
Side cover	SC-CT60	Side cover instead of scrap collector
Spacer	SPA-CT60-10	Cleave length 10mm
	SPA-CT60-09	Cleave length 9mm
Blade holder adapter	BHA-CT60	Tabletop cutting adapter

Notes

- *1 When the cleave length is less than 10mm, the coating diameter should be 250µm or less. Also, a blade height adjustment is required before cleaving. The average cleave angle is worse than the specification when the cleave length is less than 10mm.
- *2 Measured with an interferometer at room temperature, not with a splicer. A new blade was used to cleave both the single fibers and ribbon fibers. The average cleave angle changes depending on the environmental conditions, blade condition, operating method, and cleanliness.
- *3 The blade life changes depending on the environmental conditions, operating method, and the fiber type cleaved.
- *4 Measured in a condition when closing the lever.
- *5 Batteries stored in low temperature, high temperature and high humidity environments will have reduced capacity and therefore a shorter battery life.
- *6 Bluetooth® mark and logos are the registered trademarks of Bluetooth SIG, Inc.